

**CREDIT RATING REPORT
ON
NAVANA PHARMACEUTICALS LIMITED**

RATING REPORT CONTENTS

Detailed Report:

Page No.

Disclaimer	--
Executive Summary	--
Rating	01
Rating Basis	01
Rating Definition	01
Rating Rationale	02
Business Overview	03
Industry Overview	04
Business Risks	06
Financial Risk	09
Credit Facilities	10
Appendix-I	I
Appendix-II	II

[FORM-IX]
[Rule 10(8) A(g)]

Disclaimer

প্রতিবেদনে উল্লেখিত তথ্যাদি বিশ্বাসযোগ্য সূত্রে প্রাপ্ত ও তা সঠিক ও নির্ভরযোগ্য। তবে ক্রেডিট রেটিং কোম্পানি এ সকল তথ্যাদির সঠিকতা, পর্যাপ্ততা অথবা পূর্ণাঙ্গতার বিষয়ে কোনো নিশ্চয়তা প্রদান করে না এবং কোনো ধরনের ভুল অথবা বিচ্যুতি তথ্যাদি ব্যবহারের পর প্রাপ্ত ফলাফল এর দায়িত্ব বহন করে না। রেটিং একটি মতামত যা দ্বারা শুধুমাত্র ক্রেডিটমান নির্দেশ করে এবং এটা দ্বারা কোনো সিকিউরিটিজ ক্রয় বিক্রয় অথবা কোনো প্রকল্পে বিনিয়োগের সুপারিশ করে না। উক্ত প্রতিবেদনের সর্বসত্ত্ব ক্রেডিট রেটিং কোম্পানি দ্বারা সংরক্ষিত। প্রতিবেদনের অংশবিশেষ কোনো সংবাদ মাধ্যম এবং গবেষণা কাজে ব্যবহার করতে হলে অবহিতকরণ সাপেক্ষে তা ব্যবহার করা যাবে।

Information used herein was obtained from sources believed to be accurate and reliable. However, Credit Rating Company does not guarantee the accuracy, adequacy or completeness of any information and is not responsible from any errors or omissions or for the results obtained from the use of such information. The rating is an opinion on credit quality only and is not a recommendation to buy or sell any securities or to finance in a project. All rights of this report are observed by Credit Rating Company. The contents may be used by the news media and researchers with due acknowledgement.


Md. Nurul Hoque
Deputy Managing Director and COO
National Credit Ratings Ltd.

EXECUTIVE SUMMERY

9th SURVEILLANCE RATING OF NAVANA PHARMACEUTICALS LIMITED

Declaration Date	01.08.2023	04.12.2022
Long Term Entity Rating	AA (Double A)	AA (Double A)
Short Term Entity Rating	ST-2	ST-2
Outlook	Stable	Stable
Expiry Date	31.07.2024	03.12.2023

Bank Loan Ratings^a

Short Term	ST-2
Long Term	AA

Note: The Company is availing funded and non-funded facilities from Al-Arafah Islami Bank Limited (VIP Road Branch), Dhaka Bank Limited (Banani Branch) Shimanto Bank Limited (Corporate Head Office) Community Bank Limited (Head Office), Bengal Commercial Bank Limited (Dilkusha Islami Banking Branch), Standard Chartered Bank Limited (Gulshan Branch), Prime Bank Limited (Gulshan Branch), IPDC Finance Limited (Head Office, Dhaka), and IDLC Finance Limited (Gulshan Branch) Chartard Bank Limited (Gulshan Branch), IPDC Finance Limited (Head Office, Dhaka), and IDLC Finance Limited (Head Office, Dhaka).

aBLR is valid for one year for long term loan and for short term loan up to 365 days or according to the tenure of the loan whichever is earlier.

PERFORMANCE HIGHLIGHTS

(TK In Million)

Particulars	FY 2022-23 (09 month)	FY 2021-22
Total Assets ^a	8,893.18	7,084.10
Equity	4,393.45	3,483.05
Net Turnover	4,234.62	4,758.71
Net Profit	248.54	274.00
Operating Margin (%)	13.36	12.38
Net Profit Margin (%)	5.87	5.76
EBITDA	621.45	705.70
ROE (%)	6.31	8.07
ROA (%)	3.11	4.46
DSCR (X)	2.85	3.52
Current Ratio (X)	1.05	0.88
Net Debt/(Net Debt + Equity) (%)	46.66	45.46

STRENGTHS

- Experience of the promoters in the related business
- Owned manufacturing unit with huge production capacity
- Satisfactory turnover, asset base & EBITDA
- Positive operating cash flow
- Transparent banking performance
- Notable export performance
- Rich Research & Development wing

CHALLENGES

- Ensuring best quality products with highest customer satisfaction
- Reducing dependency on external financing
- High global and local market competition
- Improving asset utilization capacity
- Post pandemic and war induced economic crisis
- Timely servicing of financial obligations


Md. Nurul Hoque
 Deputy Managing Director and COO
 National Credit Ratings Ltd.

Declaration Date	01.08.2023
Long Term Entity Rating	AA (Double A)
Short Term Entity Rating	ST-2
Outlook	Stable
Expiry Date	31.07.2024

Bank Loan Ratings^a

Short Term	ST-2
Long Term	AA

Note: The Company is availing funded and non-funded facilities from Al-Arafah Islami Bank Limited (VIP Road Branch), Dhaka Bank Limited (Banani Branch) Shimanto Bank Limited (Corporate Head Office) Community Bank Limited (Head Office), Bengal Commercial Bank Limited (Dilkusha Islami Banking Branch), Standard Chartered Bank Limited (Gulshan Branch), Prime Bank Limited (Gulshan Branch), IPDC Finance Limited (Head Office, Dhaka), and IDLC Finance Limited (Gulshan Branch) Chartard Bank Limited (Gulshan Branch), IPDC Finance Limited (Head Office, Dhaka), and IDLC Finance Limited (Head Office, Dhaka).

aBLR is valid for one year for long term loan and for short term loan up to 365 days or according to the tenure of the loan whichever is earlier.

RATING BASIS

Ratings are based on six years Audited Financial Statements up to 3rd Quarter- 2023 (09 months) of March 31, 2023 along with the other relevant Quantitative as well as Qualitative information provided by the Client & Bank up to the Date of Rating Declaration. NCR has followed Corporate Rating Methodology and Bank Loan Rating Methodology of NCR published in our website. It is pertinent to mention that FY 2022-23 in the report will refer 09 month's performance of the company from July 01, 2022 to March 31, 2023.


RATING DEFINITION

AA (Double A) rating indicates Very Strong Credit Quality.

ST-2 rating indicates Above Average Ability to Meet Short Term Financial Commitments.

DEFINITION OF OUTLOOK

Stable indicates that rating may remain unchanged as existing fundamentals may remain unchanged in near future.


Md. Nurul Hoque
Deputy Managing Director and COO
National Credit Ratings Ltd.

RATING RATIONALE

NCR has reassigned the ratings of Navana Pharmaceuticals Limited after duly analyzing the financial as well as non-financial parameters of the company. The ratings have been supported by satisfactory business performance represented by large volume of operation & strong ability to utilize the capacity, use of modern machineries & technologies, favorable industry prospect, diversified supplier and customer base, experienced management team, diversified product line along with expert research and development team, owned manufacturing unit and serving the local as well as international market. Moreover, satisfactory compliance issues such as GMP license, drug license, sufficient fire safety equipment & precautionary activities, providing regular training to the employees and workers and environment friendly manufacturing unit have been taken into account while assigning the ratings. Numerically, the ratings have been supported by good financial profile epitomized by growth in turnover, asset base & EBITDA, improvement in bottom line profit margin, high debt absorption capacity, positive cash flow from operations, moderate export performance, transparent banking performance and moderately levered capital structure of the company. The ratings are, however, constrained to some extent by weak liquidity position excessive financial obligations and below standard asset utilization capacity. Moreover, high price hike of raw materials in the international market, high exchange rate fluctuation and global economic devastation were also taken into consideration while assigning the ratings.

The Bank Loan Ratings (BLR) have been assigned considering the factors like utilization of credit facilities, security coverage & the recovery prospects besides the concern's potential strength to meet financial obligations, originated from currently availing facilities, besides the proprietors' strength to meet financial obligations in adverse situation of the concern.

RATING OUTLOOK

NCR, taking the historical business performance, socio-economic aspects, industry growth potential in the regional area and the concern's ability to tap the opportunity and its reflection on forthcoming years' turnover, profitability, liquidity parameters and external obligation meeting capacity into consideration, judges the outlook of the concern to be "Stable" as the concern may be able to retain its existing fundamentals which will favor to reaffirm the rating in foreseeable future.



1.0 BUSINESS OVERVIEW

1.1 Navana Pharmaceuticals Limited (hereinafter referred as 'NPL' or The Company) was first incorporated as a Private Limited Company on March 31, 1986 under the Company Act of 1913 which was later replaced by the Companies Act 1994. Later on December 30, 2021 the company has been transformed to Public Limited Company and has been listed with Dhaka Stock Exchange (DSE) and Chittagong Stock Exchange (CSE) on October 11 and October 12, 2022 respectively. Authorized capital of the company is TK 2,000.00 million divided by 200.00 million ordinary shares whereas the paid up capital stood at 1,073.79 million divided by 107.38 million outstanding shares as on March 31, 2023. The company operates under the drug license from Directorate General of Drug Administration.

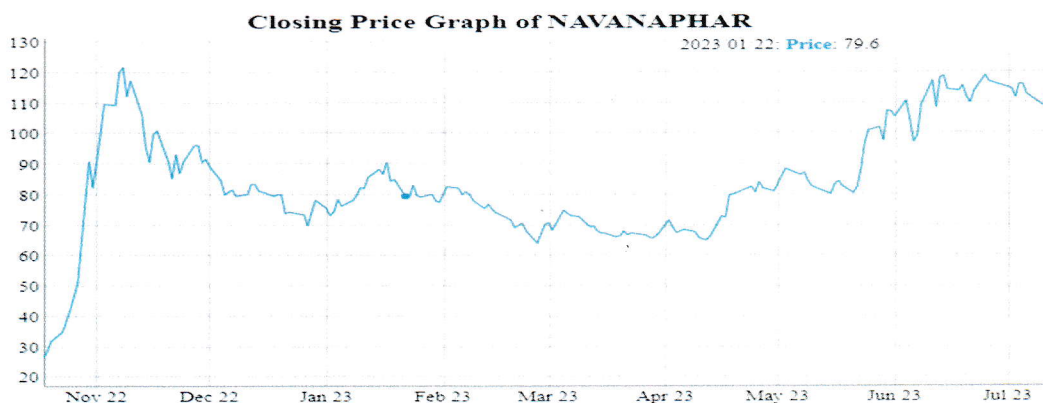
1.2 Navana Pharmaceuticals Limited produces both human and animal drugs comprising Tablet, Syrup, Powder, Cream, Oral Solution, Capsule, Gel, Ointment, Drops, and Suppository of various trade names. Some of NPL's products are exported to different countries like Myanmar, Vietnam, Sri Lanka, Cambodia, Togo and Georgia. The current production capacity of the company is follows:

Dosage Form	UOM	Utilization	2021-22	
			Installed Capacity	Actual Production
			Yearly	Yearly
Tablet, Capsule, Syrup, Bolus	Pcs.	95%	580,343,048	549,370,220
Liquid, PFS, Oral Solution	Pcs.	53%	5,858,751	3,077,637
Powder	Pcs.	83%	4,399,701	3,656,538
Nasal Drops, Nasal Spray, Eye Drops	Dropper	95%	6,736,858	6,292,191
Ointment, Cream	Vial	21%	205,574	42,871
Injection	Bottle	90%	2,931,298	2,635,416
Total			600,475,630	565,074,873

1.3 Veterinary Division of NPL started operation in the year 2002. The division produces various range of Animal Health Products which includes Poultry, Large Animal and Aqua. These products are sold in the local market. The division is working as international partner of following companies: Montajat Pharmaceuticals Co. Ltd., (Saudi Arabia), Meriden Animal Health (UK), LAPROVET (France), Novus International Pte. Ltd. (Singapore), Polymix B. V. (Holland), Anpario PLC (UK), BASF (Germany), Zoetis (India), AJINOMOTO (China).

1.4 Corporate office of the company is located at House 99, Road 4, Block B, Banani Dhaka -1213, while the manufacturing plant is established at Rupshi, Rupganj, Narayanganj on 834.00 decimals own land constructed as per standard of WHO-cGMP, clean room technology, segregate air-handling system and safe engineering technology.

1.5 Shares of the company are traded under "A" category in both the stock exchange. Face value of each share is TK 10.00. Last Annual General Meeting of the company held in December 22, 2022. The Board of Directors approved 11.00% Cash Dividend for the year ended June 30, 2022. The Company has also reported Consolidated EPS is TK 3.42, NAV per share is TK 43.41 and NOCFPS of TK is TK 2.48 for the year ended on June 30, 2022 as against EPS TK 2.52, NAV per share TK 41.19 and NOCFPS of TK 1.52 respectively for the same period of the previous year. The following graph reveals the closing price of NPL's stock at DSE over a period of last one year:

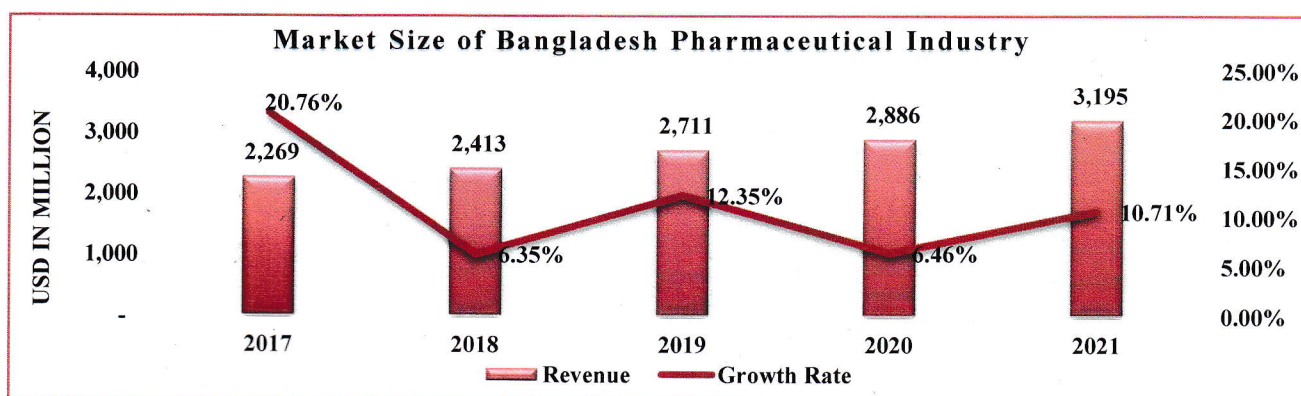


2.0 INDUSTRY RISK ANALYSIS

2.1 Pharmaceutical is one of the most flourishing and promising sectors of Bangladesh. Since the promulgation of drug control ordinance in 1982, the sector has been booming. In the last five years (2017 to 2021), the sector has grown at a CAGR of 7.08 percent. Currently, the size of the industry is USD 3.20 billion and expected to be USD 6.00 billion by 2025. Brief overview of pharmaceutical industry along with market size and growth trend is given below:

Particulars	Details
Current Market Size	USD 3,195 million
CAGR of Market Size (2017 to 2021)	7.08%
Local Demand Met by the Industry	98% (Approx.)
GDP Contribution	1.83%
Total Export (FY 2021-22)	USD 188.78 million
Contribution to Total Export (FY 2021-22)	0.36%
CAGR of Export (FY 2017-18 to FY 2021-22)	12.78%
No. of Allopathic Manufacturers	289
No. of Registered Drugs (Allopathic)	32,558
No. of Unani Manufacturers	285
No. of Registered Drugs (Unani)	7,841
No. of Ayurvedic Manufacturers	203
No. of Registered Drugs (Ayurvedic)	4,678
No. of Herbal Manufacturers	37
No. of Registered Drugs (Herbal)	732

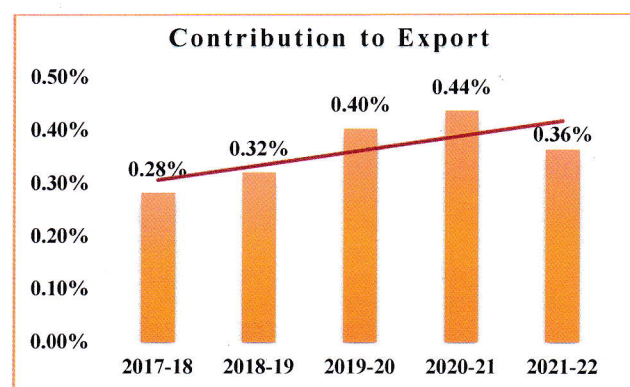
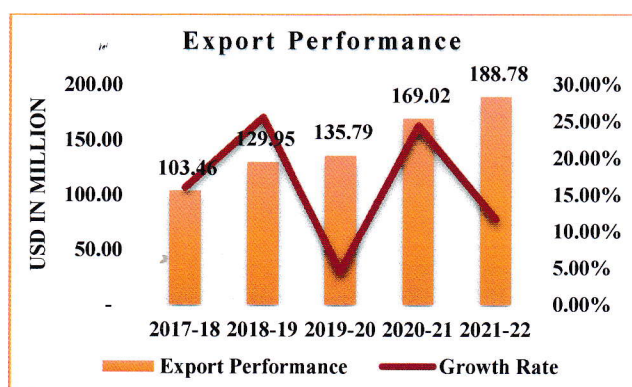
Source: Bangladesh Association of Pharmaceutical Industry (BAPI), Directorate General of Drug Administration (DGDA), Export Promotion Bureau (EPB), EBL Securities Ltd. (EBLSL)



Source: Bangladesh Association of Pharmaceutical Industry (BAPI)

2.2 Increased per capita income, health consciousness among people, unconditional tax holiday to all APIs and laboratory reagents producers, waivers on Advance Income Tax (AIT) and Tax Deducted at Source (TDS), waivers on VAT, 20% cash incentive for producers who add at least 20% value, 12-year tenure of term loans for factories and equipment, priority in getting land at the industrial parks and economic zones are the impetuses which have been helping the pharmaceutical industry to have such growth. Currently, the industry can meet 98 percent of local demand. Remaining 2 percent imported drugs are mainly vaccines, anti-cancer products and hormone drugs. 80% of the drugs produced in Bangladesh are generic drugs, rest 20% are patented drugs. Local manufacturers capture 90 percent of the market whereas the remaining 10 percent is captured by the multinational companies.

2.3 Bangladesh signed Trade-Related Aspects of Intellectual Property Rights (TRIPS) in 1995 with the World Trade Organization (WTO). Under this agreement, Least Developed Countries (LDCs) get the benefit of manufacturing or reverse-engineering patented medicines as well as reducing costs. After the third extension of validity of the agreement, Bangladesh can now manufacture patented medicines till 2033. This facility is also one of the major reasons behind the growth of the pharmaceutical industry of the country. Along with meeting the local demand, the industry is also contributing to export earnings. Bangladesh now exports pharmaceutical items to around 144 countries. The country mainly exports generic medicines. 5 to 7 companies of the country got approval from top regulatory bodies around the world and the industry hopes to occupy 10 percent of the global generic medicine market. In the supply side, 95 percent of all Advanced Pharmaceutical Ingredients (API), most important material for pharmaceutical formulation, are imported mainly from China, South Korea and India. According to Bangladesh Investment Development Authority (BIDA), the country imports approximately USD 600 million of API in FY 2018-19. At present, 26 of API producers of the country produce around 40 API molecules. Reduction of dependency on imports of API is essential for cost minimization and achievement of self-sufficiency. An API Park is being constructed in Munshiganj with a view to reducing import dependency to 80 percent by 2032.

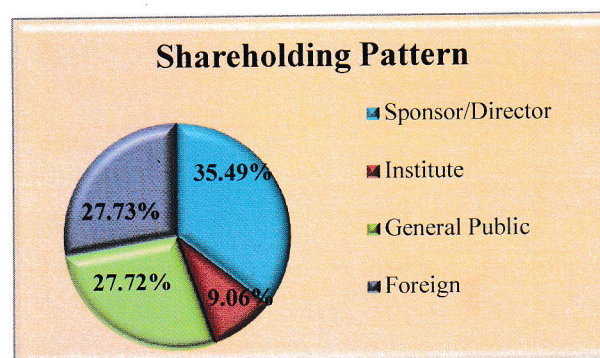


Source: Export Promotion Bureau (EPB)

Pharmaceutical industry has the potential to be the next multi-billion-dollar industry of Bangladesh and the country is on the right track. From favorable policy support to TRIPS agreement, everything is pushing the industry forward. However, the country is in the way to be graduated to a developing country from least developed country. The facility of TRIPS agreement may not be available after the graduation. So, the country must focus on research and development to produce more patented drugs. Investment in the education sector to produce qualified and technical personnel for the industry should be increased to support the growing industry. Besides, development of backward industry is another important issue to fuel the expanding industry.

3.0 BUSINESS RISK**3.1 OWNERSHIP STRUCTURE**

The major portion of the shares is held by sponsors (35.49%) of the company and rest outstanding shares is held by general public (27.72%) Foreign (27.73%) & institutions (9.06%) as on June 30, 2023. The distribution of share of Navana Pharmaceuticals Limited is depicted in the adjacent graph:

**3.2 CORPORATE GOVERNANCE**

The company's BOD comprises of twelve members including three independent directors. All the members have experience in businesses. The board is responsible for policy formulation and overseeing the management functions. The BOD is a key source of guidance to the management. Brief profile of the board members is given below:

Name	Designation	Educational Qualification	Experience
Mr. Anisuzzaman Chowdhury	Chairman	Graduate in Business Administration from Palm Beach Atlantic College of USA	-
Professor Dr. Md. Jonaid Shafiq	Managing Director	MBBS, Research Fellowship of Kyushu University, Japan, PhD in anesthesiology	41 years
Mrs. Imrana Zaman Chowdhury	Director	Master's in Business Administration	11 years
Dr. Zahara Rasul MD, CCFP FCFP	Director	CCFP and FCFP from Canada, MBBS	16 years
Mr. Javed Kaiser Ally	Director	Bachelor of Business Administration in Finance	32 years
Mrs. Tarana Ahmed	Director	BA	23 years
Dr. Sayeed Ahmed	Director	MBBS	21 years
Mrs. Masuma Parvin	Director	Masters of Public Administration, University of Dhaka	14 years
Mohammad Bul Hassan, FCS	Independent Director	Chartered Secretary, Post Graduate in Accounting from University of Dhaka	28 years
Khondaker Sabbir Mohammad Kabir	Independent Director	Master's in Business Administration	31 years
Mohammad Arife Billah (Bar-at-law)	Independent Director	MSS in Criminology & Criminal Justice, DU, Barrister-At-Law	15 years

3.3 MANAGEMENT

The management team is organized with a good blend of young and experienced personnel from different professional background which includes Pharmacists, Engineers, Accountants, Marketing, Medical Regulatory Specialist, Business Development Executive and Market Research Specialist. Professor. Dr. Md. Jonaid Shafiq, Managing Director of NPL, has vast experience in pharmaceutical sector.

The organizational structure of the company is divided into six functional divisions, namely: (1) Factory (2) Finance & Accounts Department (3) Sales & Marketing Department (4) Distribution Department (5) Administration & IT Department (6) Commercial & Purchase Department, 7) Secretarial Department. All the divisions are supervised by the Professor. Dr. Md. Jonaid Shafiq, Managing Director of the company. The heads of the divisions have the capability to promote and run the business smoothly. NPL offers good

compensation packages to its employees including festival bonus and efficiency bonus etc. At present, there are 2,925 officers and workers employed in the factory, office and filed level. The details of the key professionals of the management team are given below:

Name	Designation	Department	Qualification	Experience
Professor. Dr. Md. Jonaid Shafiq	Managing Director	-	PhD, MBBS	41 years
Mr. Javed Kaiser Ally	Director Finance	Finance & Accounts	MBA	32 Years
Dr. Sayeed Ahmed	Director Sales and Marketing	Marketing, Sales	MBBS	21 Years
Mr. Shamim Rabbani	Director Operations	Administration	M. Pharm	37 Years
Mr. Md. Abu Hurayra FCA	Chief Financial Officer	Finance & Accounts	FCA, M.Com	22 Years
Mr. Joynul Abedin ACS	Company Secretary	Company Secretariat	ACS, M.A,	17 Years
Mr. Mustafa Khalid Shams	Sr. General Manager	Factory Administration	M. Pharm	37 Years

3.4 OPERATIONAL RISKS

The company is exposed to other risks associated with the operation. The operational risks are:

3.5 INTERNAL CONTROL SYSTEM

NPL offers good compensation packages to its employees including festival bonus, production bonus, medical expense, maternity benefits, holiday allowance, tiffin bills etc. With the motivation and support of their executives and workers, they look forward to attain sustainable growth. The company has written HR policy for the employees. The company abides by the labor law 2006 and actively encourages employee involvement in company's business through various types of benefits. According to the HR Policy they provide Health care facilities (first aid facilities, In House Medical treatment, Outside medical Treatment including emergency ambulance service), Maternity facilities (Maternity Treatments, Maternity awareness Program, and Maternity leave) and Group Insurance Facility. Moreover, the company also abides by self-designed as well as international standard policies like Discrimination Policy Health & Safety Policy, Wastage policy, Child-Care Policy, Harassment & Abuse Policy, Canteen Management Policy, Grievance policy Anti-Forced Labor Policy, Child Labor Policy, Career Development Policy, Environmental Safety Policy, Leave Policy & Maternity Facility, Working Hour & Over Time Policy, Remediation of Child labor Policy, Anti-Corruption and Anti-Bribery Policy for maintaining an excellent working environment ensuring human, workers and employee right.

3.5.1 COMPLIANCE AND QUALITY ISSUES

The company complies with all legal and compliance requirements for producing best quality product under good manufacturing practices. Trade license, environmental clearance, fire license, drug license, eGMP license all are up to date. Moreover, NPL has a detailed Quality Control Policy complying with International Standard requirements of ISO 9001:2000 through continually developed Human Resource. The company is committed to comply with WHO cGMP standard and follow local drug regulatory norms in every phase of product development, manufacturing, quality assurance and distribution of medicine

3.5.2 INFRASTRUCTURAL RISK

The company has sufficient number of machineries to start its manufacturing unit. The company has a well-equipped quality control department with branded machinery. Stringent quality control measures are adopted to make sure consistent fine quality products are manufactured. The concern has 64 private cars, 07 microbus and 62 covered vans to smoothen the transportation purpose. The factory premise of NPL has 01 main entry

and exits points. NPL has required fire equipment's to take appropriate measures against fire exposure i.e. central fire hydrant system, PA system, fire door, gas musk etc.

3.5.3 UTILITY RISK

The company meets its electricity requirements from REB (Narayanganj Palli Bidyut Samity) & uses 04 diesel generators with total capacity of 2375 KVA to support the backup power requirement.

3.5.4 ENVIRONMENTAL RISK

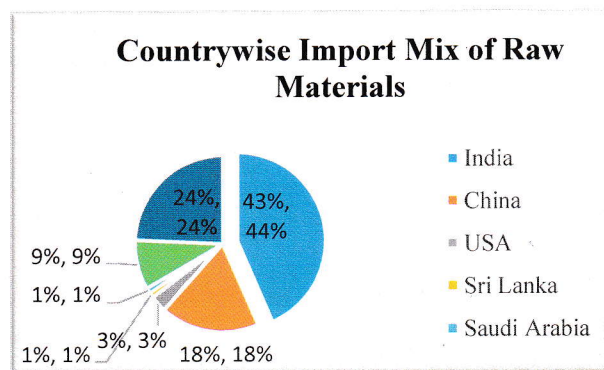
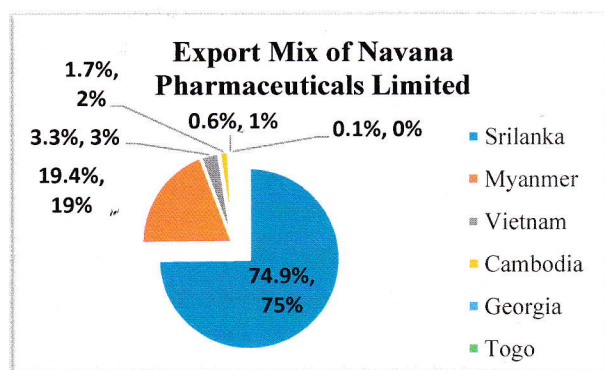
To ensure pollution free environment the company has setup 01 effluent treatment plant 10,000 liter per day and 02 Water Treatment Plant with total capacity of 3,000 liter per hour.

3.5.5 INFORMATION TECHNOLOGY

NPL uses advanced Information Technology for MIS reporting. The company exercises ERP system. In addition the company uses manual system for handling procurement, production, inventory management and the other activities.

3.5.6 PROCUREMENT AND SALES RISK

The company sources raw materials from the local and international markets. The major sourcing countries are India, China, USA, Sri Lanka, SE Asia, and Europe. Again, NPL is exporting to five major countries besides serving the local market. Export and import composition to different countries are presented in the graph below:



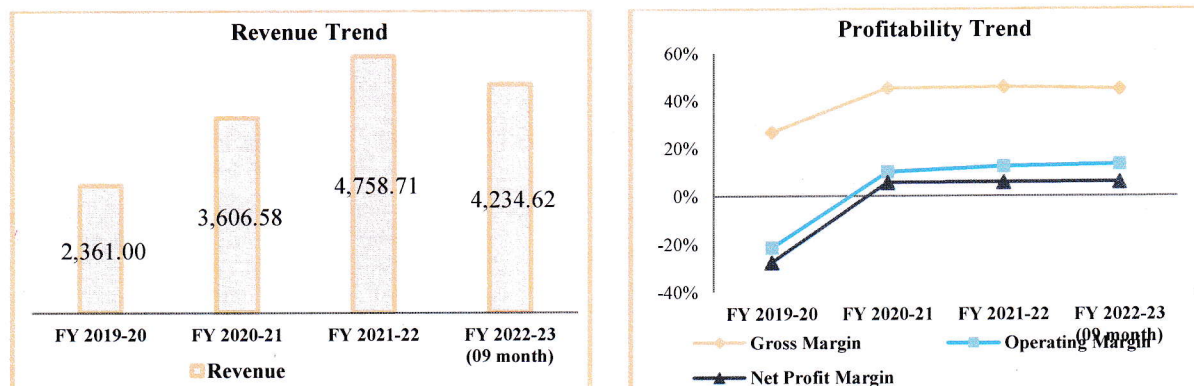
3.6 QUANTITATIVE ANALYSIS

Particulars	FY 2022-23 (09 months)	FY 2021-22
Turnover (TK in Million)	4,234.62	4,758.71
Turnover Growth (%)	-11.01	31.95
Cost To Revenue Ratio (%)	55.22	54.35
Gross Margin (%)	44.78	45.65
Operating Margin (%)	13.36	12.38
Net Profit Margin (%)	5.87	5.76
ROA (%)	3.11	4.46
ROE (%)	6.31	8.07

3.6.1 Financial analysis is based on six years Audited Financial statements up to March 31, 2023. It is pertinent to mention that FY 2022-23 in the report will refer 09 month's performance of the company from July 01, 2022 to March 31, 2023.

3.6.2 Over the last few years the turnover of the company is enjoying increasing trend and reached to the highest in FY 2021-22. Turnover was reported including export to TK 4,234.62 million in nine months of FY 2022-23 which was TK 4,758.71 million in FY 2021-22.

3.6.3 Profitability parameters of the company was satisfactory over the last few years of operation. The net profit margin was recorded 5.8776% in FY 2022-23 and 5.76% in FY 2020-2021. Although asset turnover ratio was found 0.53 times and 0.77 times in last two financial years respectively.



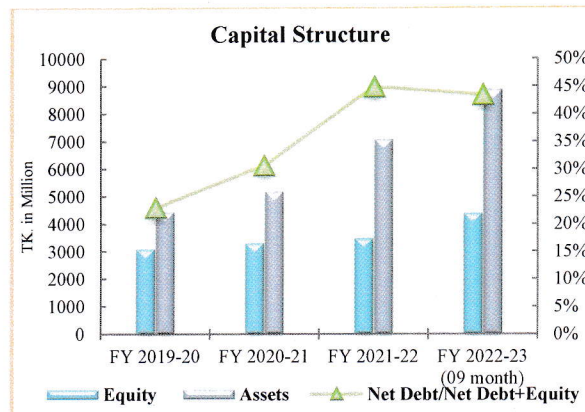
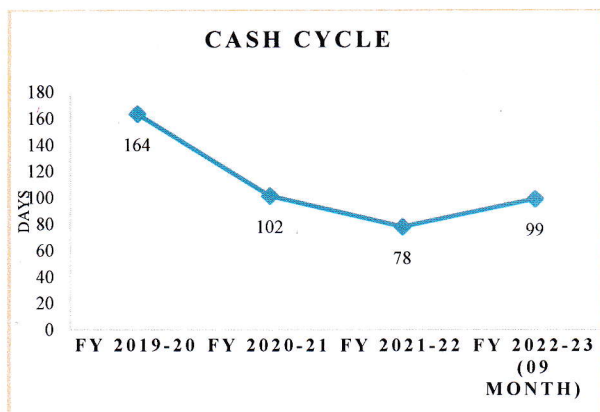
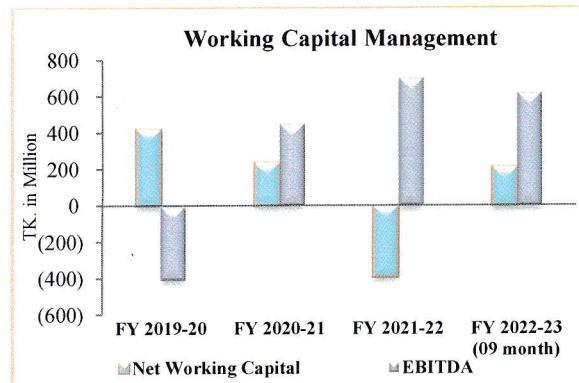
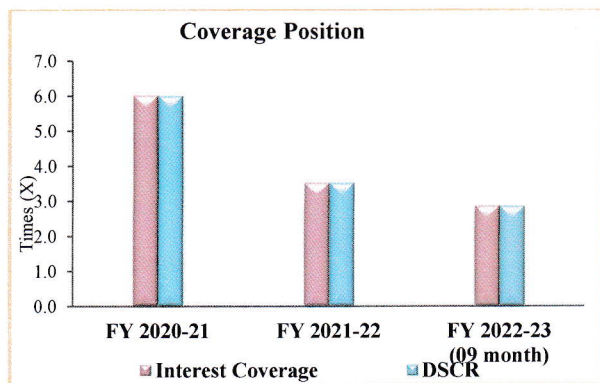
4.0 FINANCIAL RISKS

Particulars	FY 2022-23 (09 months)	FY 2021-22
EBITDA	621.45	705.70
Current Ratio (x)	1.05	0.88
DSCR(x)	2.85	3.52
Debt payback periods (Years)	5.43	4.02
Cash Cycle (Days)	99.12	78.02
Net Debt (Net Debt + Equity) (%)	43.42	44.89
Total Asset (TK in Million)	8893.18	7084.10

4.1 Debt service coverage ratio (DSCR) of the company was registered 2.85 times in FY 2022-23 which was 3.52 times in the previous year. The prime liquidity indicator, current ratio, was adequate recording 1.05 times from 0.88 times in FY 2022-23 and FY 2021-22 accordingly.

4.2 Cash cycle of the company was recorded to 100 days in FY 2022-23 from 79 days in FY 2021-22 depicting efficiency of the company in the management of debtors and inventory. Working capital of NPL was TK 211 million in FY 2021-22 against TK (391.14) million in FY 2020-21.

4.3 Capital structure of the company was composed of 46.66% debt and 45.46% equity as on March 31, 2023. The company has been using moderate amount of debt in its capital structure which is suitable to challenge any distress situation.



4.4 CREDIT FACILITIES

NPL is enjoying a credit facility from Al-Arafah Islami Bank Limited (VIP Road Branch), Dhaka Bank Limited (Banani Branch) Shimanto Bank Limited (Corporate Head Office) Community Bank Limited (Head Office), Bengal Commercial Bank Limited (Dilkusha Islami Banking Branch), Standard Chartered Bank Limited (Gulshan Branch), Prime Bank Limited (Gulshan Branch), IPDC Finance Limited (Head Office, Dhaka), and IDLC Finance Limited (Gulshan Branch). The details of the credit facility are given below:

TK in Million				
Name of Bank	Nature of Facility	Limit	Outstanding*	Purpose
Al-Arafah Islami Bank Limited (VIP Road Branch, Dhaka)	L/C (Foreign-Sight/Deferred/UPAS)	1,500.00	331.84	To import raw materials of medicine, packing materials, spare parts and accessories
	Bills		680.72	
	MPI-TR	(150.00)	151.36	To retire goods to be imported
	Bai-Muazzal	850.00	1,071.36	To procure raw materials of medicine, packing materials, spare parts and accessories
	Specific Bai Muazzal	(200.00) (Blocking LC)		
	MDB/MDB-FC	20.00	1.34	To purchase Local/Foreign Bill
	Bank Guarantee	20.00	7.86	To provide performance guarantee for participating in tenders
	HPSM (Transport)	150.00	72.46	To procure vehicles from local market
	HPSM (Machinery)	150.00	65.54	To import machinery

Dhaka Bank Limited (Banani Branch)	L/C (Import/Local-Sight/Deferred)	300.00	7.22	To import raw materials of medicine, packing materials, spare parts and accessories
	Accepted bills against UPAS		118.29	
	LTR	(285.00)	10.01	To retire import/shipping documents
	Revolving STL	(100.00)	96.25	To procure raw materials of medicine and packing materials from local market
	Revolving STL	(100.00)	Nil	To meet selling & distribution related expense
	Rev. Time Loan	15.00	15.24	To pay Duty, VAT, ALT etc.
	OD	180.00	183.26	To meet working capital requirements
	Time Loan (Stimulus)	95.00	96.89	To meet urgent requirement of fund to pay wages & salary
	Rev. Bank Guarantee	10.00	NIL	To issue bank guarantee favoring utility authorities
Shimanto Bank Limited (Corporate Head Office)	L/C (Sight/Deferred/UPAS)	100.00	NIL	To import raw materials, Packaging materials, spare part and accessories
	LTR	(50.00)	NIL	To retire the import documents
	Time Loan-I	10.00	NIL	For payment duty, Tax, and other expense
	Time Loan-II	40.00	40.89	To procure raw materials and packaging materials
	OD	250.00	254.39	To meet up day to day operational expenses
Community Bank Limited (Head Office)	L/C(Foreign/Local-Sight/Deferred/UPAS)	150.00	NIL	To import the raw materials and others business related items
	Acceptance	(150.00)	NIL	To retire the LC Documents
	LTR	(135.00)	NIL	To retire Sight LC Documents
	Time Loan (Earmark LTR)	(135.00)	135.83	-
	BG (Bid/PG)	10.00	NIL	To provide the guarantee against different works orders
	Time Loan-I	400.00	399.80	To procure raw materials from local sources
	Time Loan-II	60.00	52.84	To pay different required government revenue
	OD	200.00	203.79	To meet overhead and day to day sense
Bengal Commercial Bank Limited (Dilkusha Islami Banking Branch)	Murabaha LC	50.00	0.76	To import pharmaceuticals raw materials
	Bai Muajjal - TR	(45.00)	14.81	To retire shipping documents
	Bai Muajjal (WC)	200.00	206.91	To procure raw materials, packing & Packaging materials
	Shipping Guarantee	3.12	3.12	To issue guarantee
Prime Bank Limited (Gulshan Branch)	LC (Sight/UPAS/DP)	400.00	65.40	To import raw materials for pharmaceutical industry
	Acceptance	(400.00)	1.69	To retire LC documents
	LTR	(360.00)	NIL	

	Time Loan-I	(50.00)	25.38	■ To meet operational expenses
	Time Loan-II	(50.00)	23.41	■ To make payments of customs Duty/VAT and other similar expense
	One Off Facilities			
	LC (Sight/UPAS/DP)	231.15	NIL	■ To import warehouse related equipment
	Acceptance	(231.15)	NIL	■ To retire import documents
	Term Loan-I	20.00	19.77	■ For construction work of warehouse
	Term Loan-II	(161.80)	NIL	■ To retire import documents
	Term Loan-III	38.20	5.02	■ For procurement of local equipment for warehouse
Standard Chartered Bank Limited (Gulshan Branch)	Import LC	300.00	42.67	■ For issuance of LC
	Acceptance	(300.00)	102.63	■ To provide acceptance against deferred LC
	Overdraft	(20.00)	NIL	■ For general operation purpose
	Shipping Guarantee	(150.00)	3.16	■ To issue shipping guarantee
	LATR	(300.00)	NIL	■ To release imported goods
	Import Loan	(300.00)	NIL	■ To release imported goods
IDLC Finance Ltd. (Gulshan Branch)	Lease finance	36.87	15.62	■ To purchase vehicles
	Lease Finance	13.25	12.44	■ To purchase vehicles
IPDC Finance Limited (Head Office, Dhaka)	Lease Finance	12.02	12.02	■ To purchase vehicles and capital machineries
	Term Loan	23.00	18.95	■ To meet additional fund requirement for business expansion
	Lease Finance	20.00	16.53	■ To purchase reconditioned vehicles

*Outstanding as on 30.06.2023

Note: Outstanding loans of Islami Banks are including anticipated profit

4.4.1 SECURITY ARRANGEMENT

Name of Bank	Security Collateral	Description
Al-Arafah Islami Bank Limited (VIP Road Branch, Dhaka)	Collateral	■ Registered Mortgage of 644.00 decimal along with the factory building located (1,23,100.00 sft.) at Dist: Narayangonj, P.S. & S.R.O: Rupgonj, Mouza: Uttar Rupshi having forced sale value (FSV) of TK 747.50 million (As per branch valuation dated 21.10.2020)
Dhaka Bank Limited (Banani Branch)	Collateral	■ Pledge of 3.00 million shares of Navana Pharmaceuticals Limited with Face Value of TK 30.00 million and Market Value of TK 246.30 million as on 11.05.2023
Shimanto Bank Limited (Corporate Head Office)	Collateral	■ Pledge of 2.00 million shares of Navana Pharmaceuticals Limited with Face Value of TK 20.00 million and Market Value of TK 138.60 million as on 20.02.2023
Community Bank Limited (Corporate Branch)	Security	■ Pledge of 3.00 million shares of Navana Pharmaceuticals Limited with Face Value of TK 30.00 million
Bengal Commercial Bank Limited	Security	■ Lien of shipping documents ■ Hypothecation of stock

(Dilkusha Islami Banking Branch)		<ul style="list-style-type: none"> 5% cash margin on LC Personal guarantee of the directors of the company Usual charge documents
Prime Bank Limited (Gulshan Branch)	Collateral	<ul style="list-style-type: none"> Pledge of 2.00 million shares of Navana Pharmaceuticals Limited with Face Value of TK 20.00 million
Standard Chartered Bank Limited (Gulshan Branch)	Collateral	<ul style="list-style-type: none"> RM on pari-passu basis with other lenders over factory building and land measuring 472 decimals land located at Rupshi, Rupganj, Narayanganj
IDLC Finance Ltd. (Gulshan Branch)	Security	<ul style="list-style-type: none"> Ownership of lease asset. One MICR cheque covering lease amount. Postdated cheque for monthly rentals Demand promissory note in cash or in shares
IPDC Finance Limited (Head Office, Dhaka)	Security	<ul style="list-style-type: none"> Ownership of lease asset. One MICR cheque covering lease amount. Postdated cheque for monthly rentals Demand promissory note in cash or in shares.

ANALYSTS	SHEIKH ZAKARIA AHMED +88-02-471201568 zakaria@ncrbd.com	MOHAMMAD MOHI UDDIN +88-02-471201568 mohiuddin@ncrbd.com
-----------------	--	---


Md. Nurul Hoque
Deputy Managing Director and COO
National Credit Ratings Ltd.

APPENDIX-I: RATING HISTORY

SURVEILLANCE ENTITY RATING – 2022	
Date of Rating Declaration	Long Term
04.12.2022	AA (Double A)
SURVEILLANCE ENTITY RATING – 2022	
Date of Rating Declaration	Long Term
12.05.2022	AA (Double A)
SURVEILLANCE ENTITY RATING – 2021	
Date of Rating Declaration	Long Term
02.12.2021	AA (Double A)
SURVEILLANCE ENTITY RATING – 2020	
Date of Rating Declaration	Long Term
17.08.2020	AA- (Double A Minus)
SURVEILLANCE ENTITY RATING – 2019	
Date of Rating Declaration	Long Term
25.04.2019	AA- (Double A Minus)
SURVEILLANCE ENTITY RATING – 2018	
Date of Rating Declaration	Long Term
28-Feb-2018	A- (Single A Minus)
SURVEILLANCE ENTITY RATING – 2016	
Date of Rating Declaration	Long Term
16.10.2016	A+ (Single A Plus)
SURVEILLANCE ENTITY RATING – 2015	
Date of Rating Declaration	Long Term
23.04.2015	A+ (Single A Plus)
INITIAL ENTITY RATING – 2011	
Date of Rating Declaration	Long Term
16.11.2011	A+ (Single A Plus)

APPENDIX- II: RATING SCALE AND DEFINITION

Long Term Rating Scale and Definitions	
Rating Notches	Definition
AAA	Strongest Credit Quality
AA+	Below Strongest Credit Quality
AA	Very Strong Credit Quality
AA-	Below Very Strong Credit Quality
A+	Very Good Credit Quality
A	Above Average Credit Quality
A-	Moderately Good Credit Quality
BBB+	Moderate Credit Quality
BBB	Average Credit Quality
BBB-	Below Average Credit Quality
BB+	Moderately Below Average Credit Quality
BB	Slightly Below Average Credit Quality
BB-	Less Than Average Credit Quality
B+	Significantly Below Average Credit Quality
B	Weak Credit Quality
B-	Very Weak Credit Quality
C	Poor Credit Quality
D	Default (Failed to meet their rated financial commitment on time or when due)

Short Term Rating Scale and Definitions	
Rating Notches	Definition
ST-1	Strongest Ability to Meet Short Term Financial Commitments
ST-2	Above Average Ability to Meet Short Term Financial Commitments
ST-3	Average Ability to Meet Short Term Financial Commitments
ST-4	Below Average Ability to Meet Short Term Financial Commitments
ST-5	Well Below Average Ability to Meet Short Term Financial Commitments
ST-6	Default (Failed to meet their short-term financial commitments)